

Name _____

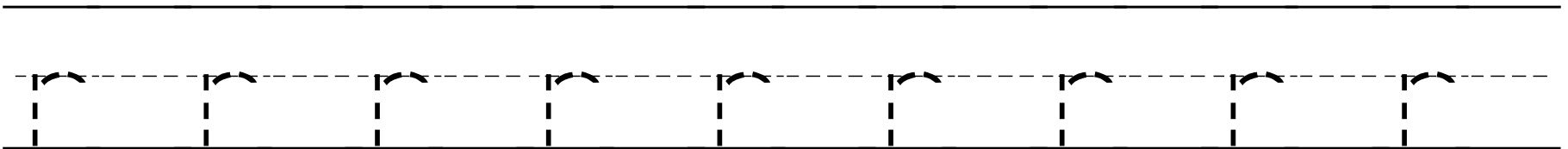
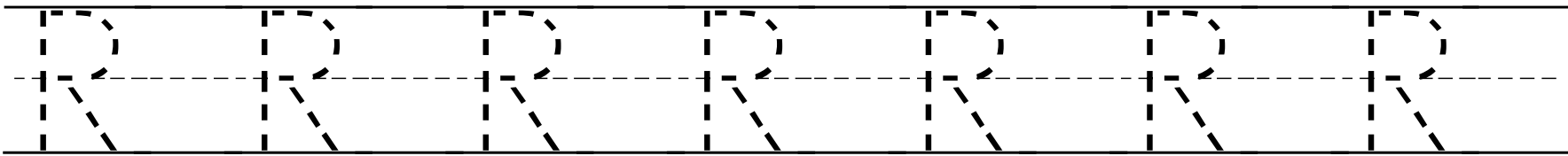
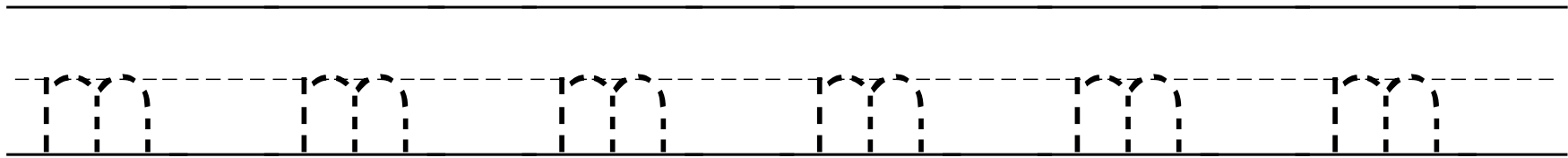
Letters: Ss, Mm, Rr

S S S S S S S S

s s s s s s s s

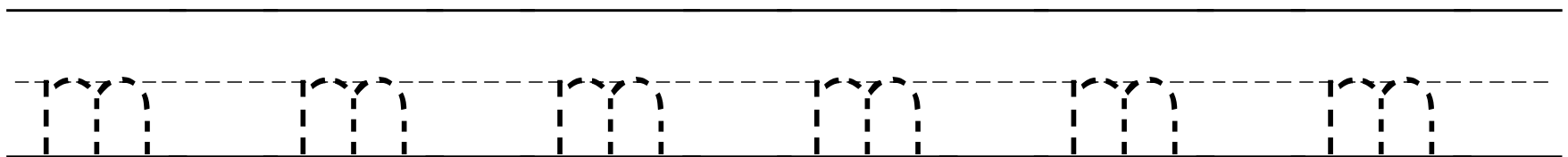
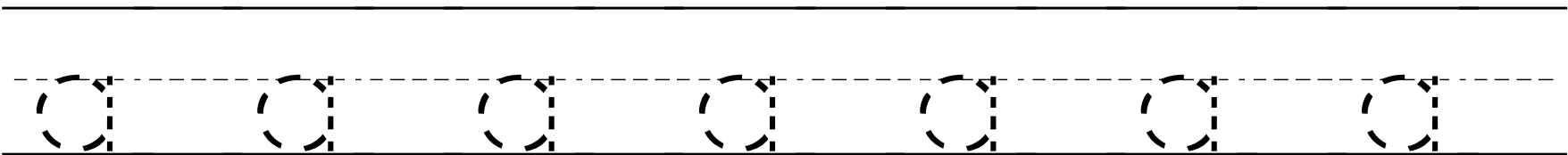
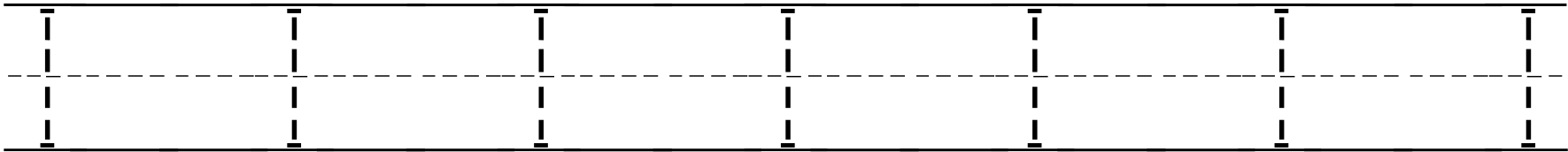
M M M M M

Letters: Ss, Mm, Rr



Name _____

Letters: I, a, m



Name _____

High Frequency Words: I, am


I I I I I I I

am am am am

am am am am

Name _____

I am



_____ ●


I am



_____ ●


Name _____

I am



_____ ●


I am



_____ ●

Name _____

I am



_____ ●

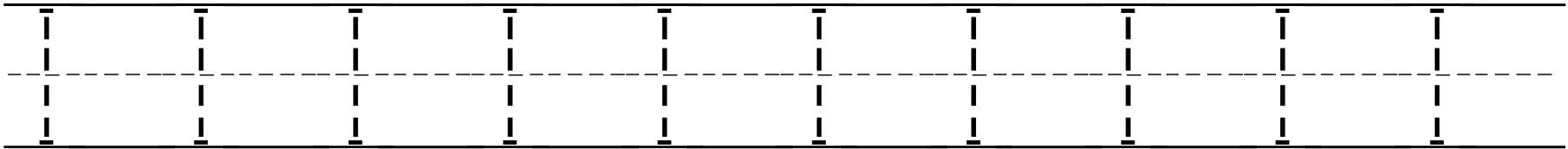
I am



_____ ●

Name _____

Letters: I, s, e



Name _____

High Frequency Words: I, see


I I I I I I I I I I

see see see see see see see see see

I see see I see see


Name _____

I see e



_____ ●


I see e



_____ ●


Name _____

I see see



_____ ●


I see see



_____ ●


Name _____

I see



_____ ●

I see



_____ ●

Name _____

Letters: a, n, d

a a a a a a a

n n n n n n n

d d d d d d d

Name _____

High Frequency Words: a, and


a a a a a a a

and and and

and and and


Name _____

I see a



_____ ●


I see a



_____ ●


Name _____

I see a



_____ ●


I see a




_____ ●

Name _____

I see a

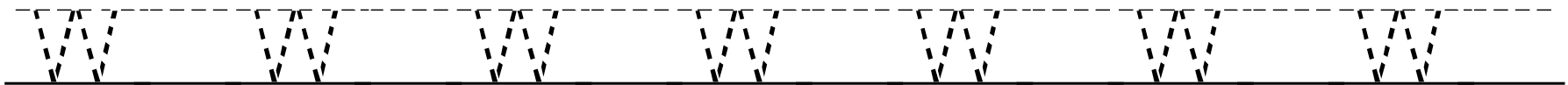
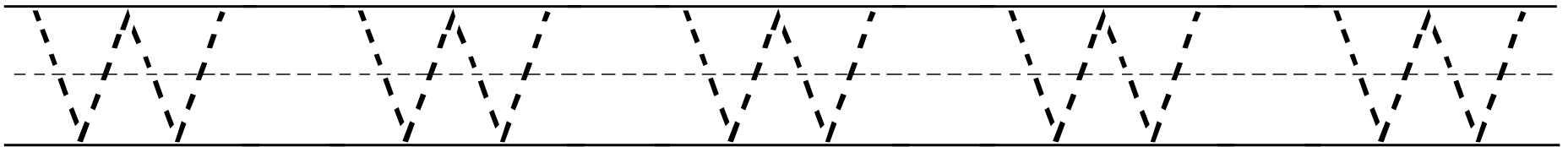


and a



Name _____

Letters: W, w, e



Name _____

High Frequency Words: we, see

we we we we

see see see see

we see we see

Name _____

W e s e e d

A large empty rectangular box for writing a sentence, positioned to the right of the first set of handwriting lines. It is bounded by solid lines on the top, bottom, and left, and a solid line on the right with a small black dot at the bottom right corner.

W e s e e d

A second large empty rectangular box for writing a sentence, identical in format to the first one, positioned to the right of the second set of handwriting lines.


Name _____

W e s e e d

W e s e e d

Name _____

W e s e e d



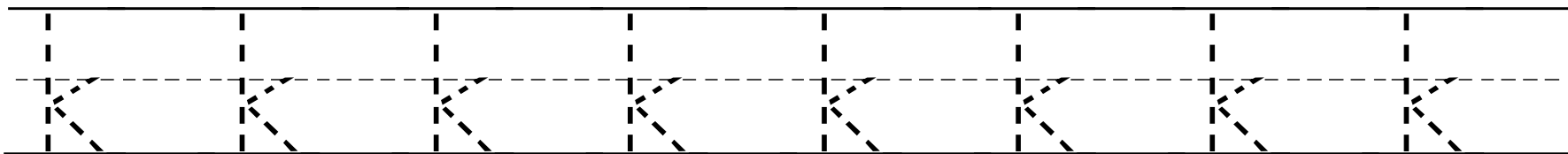
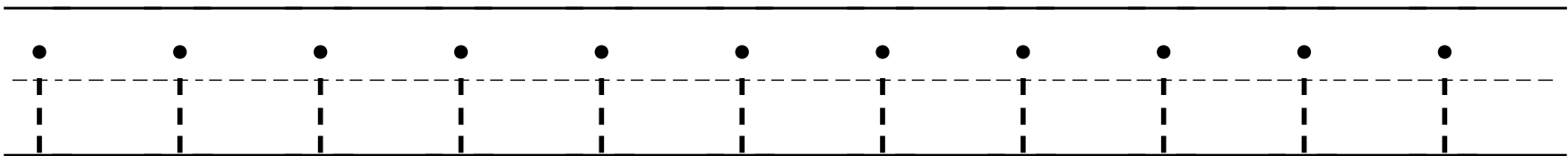
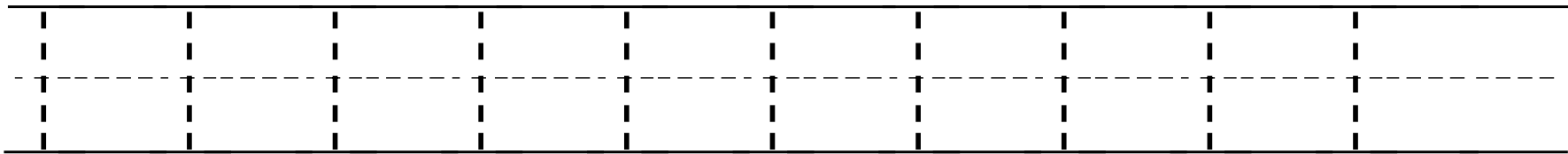
a n d a



_____ ●

Name _____

Letters: l, i, k



Name _____

High Frequency Word: like


like like like

like like like

like like like


Name _____

I like _____



_____ ●


I like _____



_____ ●


Name _____

I like _____



_____ ●

I like _____



_____ ●

Name _____

I like



and



Name _____

Letters: m, y

m m m m m m

y y y y y y y y

Name _____

High Frequency Word: my


my my my my

my my my my

my my my my

Name _____

I see my




I see my




Name _____

I like my




I like my




Name _____

I like my

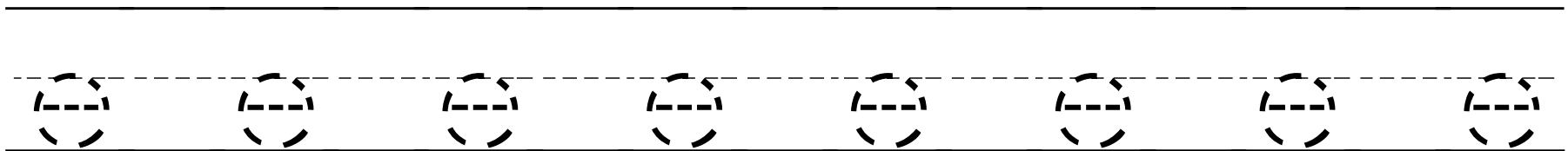
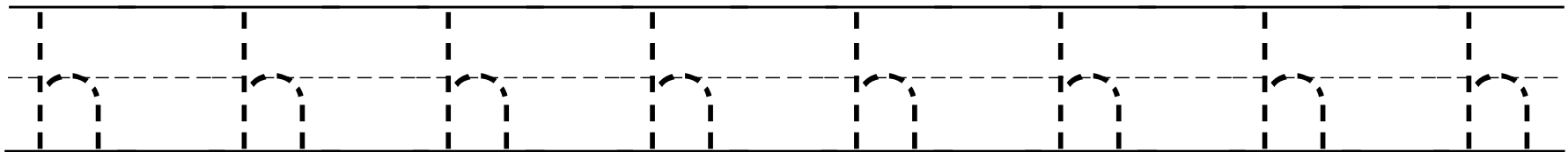
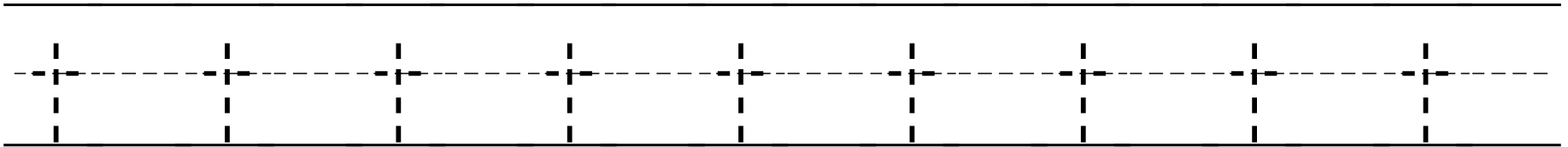


I like my



Name _____

Letters: t, h, e



Name _____

High Frequency Word: the


the the the

the the the


the the the

Name _____

I see the




I see the




Name _____

I like the



I like the



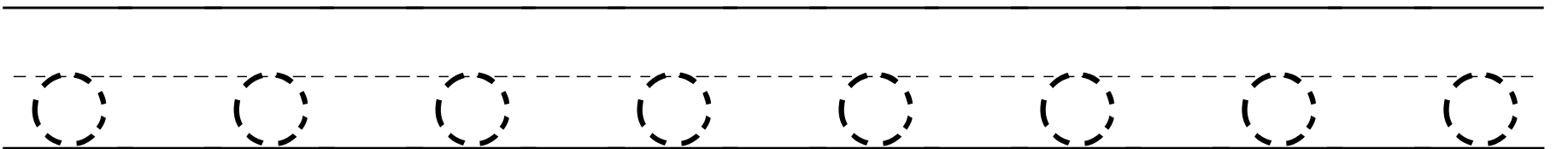
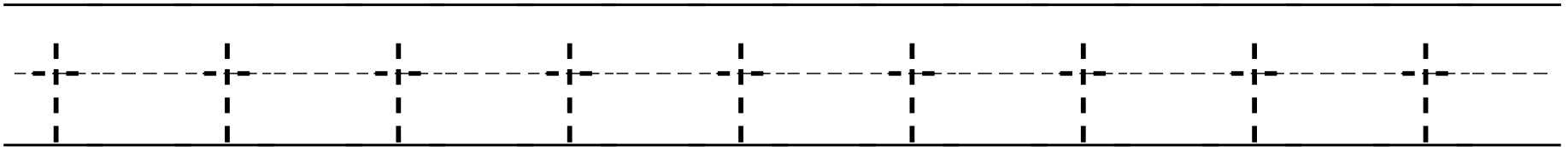
Name _____

We like the



Name _____

Letters: t, o



Name _____

High Frequency Word: to


to to to to

to to to to

to to to to


Name _____

I like to



A large empty rectangular box for writing a sentence, positioned to the right of the first tracing row. It has a solid black border and is intended for the student to write their own sentence.


I like to




A second large empty rectangular box for writing a sentence, identical to the one above, positioned to the right of the second tracing row.

Name _____

I like to



and

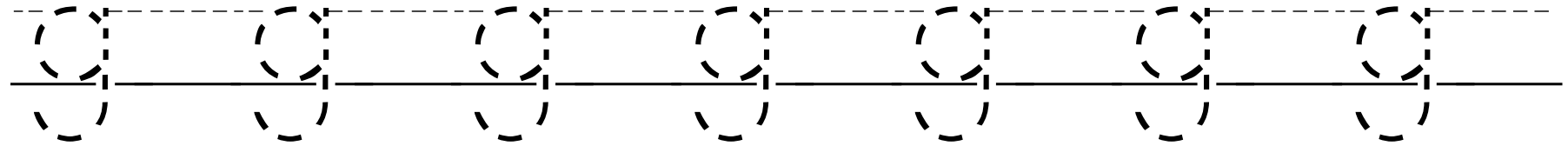


Name _____

We like to

Name _____

Letters: g, o



Name _____

High Frequency Word: go


go go go go

go go go go

go go go go

Name _____

I go to the




A large empty rectangular box for writing a sentence, positioned below the tracing text. To the left and right of the box are three horizontal lines: a solid top line, a dashed middle line, and a solid bottom line. A small black dot is located on the bottom solid line to the right of the box, serving as a starting point for writing.

Name _____

I go to the

_____ ●



Name _____

We go to the

_____ ●

Name _____

Letters: c, a, n

c c c c c c c c

a a a a a a a

n n n n n n n n

Name _____

High Frequency Word: can


can can can

can can can

can can can


Name _____

I can



_____ ●


I can




_____ ●

Name _____

I can



and



Name _____

W e c a n



W e c a n



Name _____

High Frequency Word: may, the, ?

may may may

may may may

? ? ? ? ? ? ?

Name _____

High Frequency Word Review

go go go go

the the the

we we we we

Name _____

May I go?

I may go to




Name _____

May I go?

I may go to

the




Name _____

May we go?

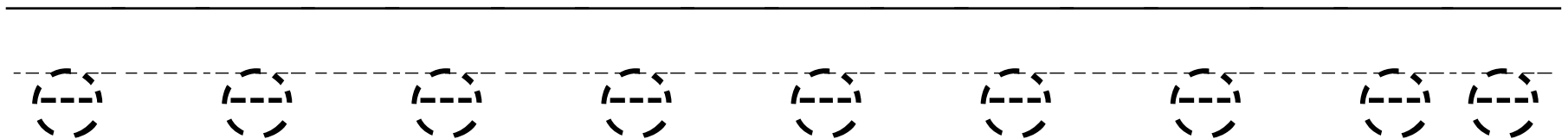
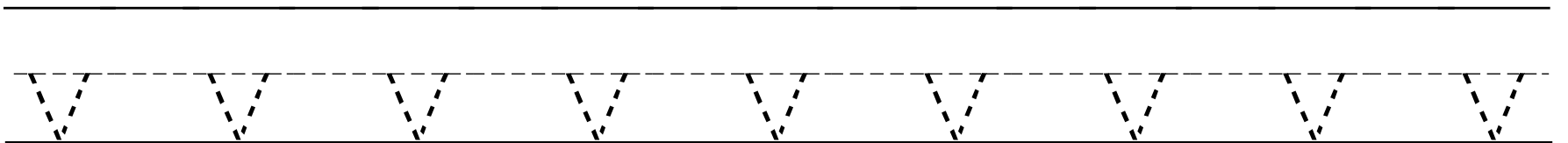
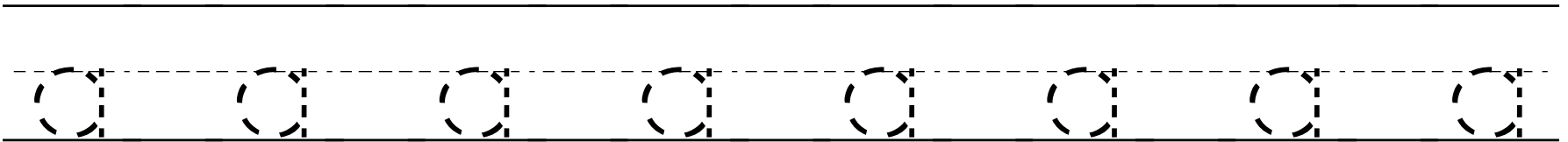
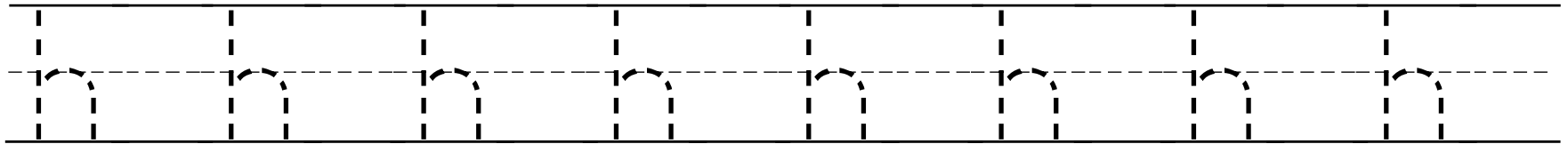
We may go

to the



Name _____

Letters: h, v, a, e



Name _____

High Frequency Word: have


have have

have have

have have

Name _____


I have a




_____ ●

Name _____

I have a




and a




Name _____

We have a



and a



Name _____

Review: High Frequency Words and Question Mark

may may may

have have

? ? ? ? ? ? ?

Name _____

May I have

a		?
---	--	---

Question and Answer Formation Worksheet
Week 14, Lesson 2

I may have

A large empty rectangular box for writing practice. To the left of the box, a lowercase letter 'a' is shown in a dashed format on handwriting lines. To the right of the box, a lowercase letter 'a' is shown in a solid format on handwriting lines, with a solid dot above it.

Name _____

May we have

a		?
---	--	---


Question and Answer Formation Worksheet
Week 14, Lesson 3

We may have


a		.

Name _____

May I have



and



?

Question and Answer Formation Worksheet
Week 14, Lesson 4

I may have

and


Name _____

M a y w e h a v e

?

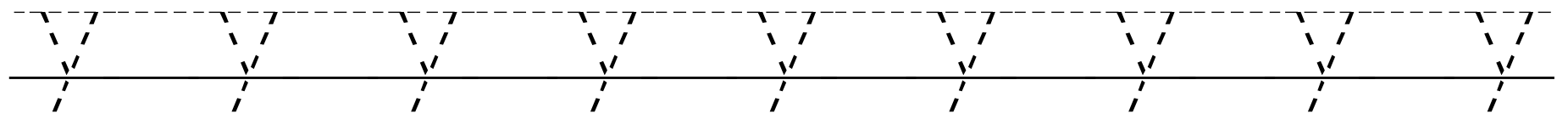
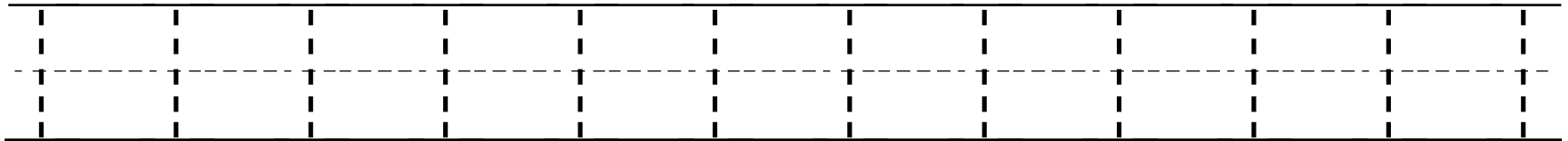
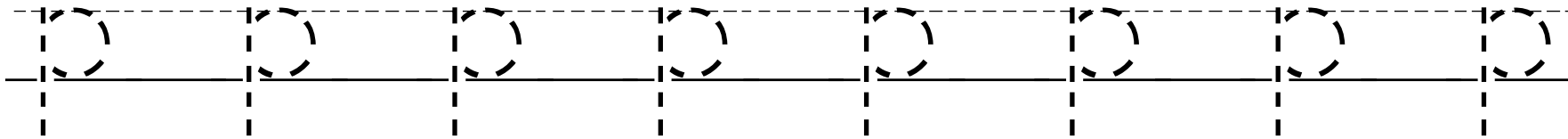
Question and Answer Formation Worksheet
Week 14, Lesson 5

We may have



Name _____

Letters: p, l, a, y



Name _____

High Frequency Words: play, at

play play play

at at at at at

play at play at

Name _____


I play



_____ ●

Name _____


I play at the



Name _____

We play at

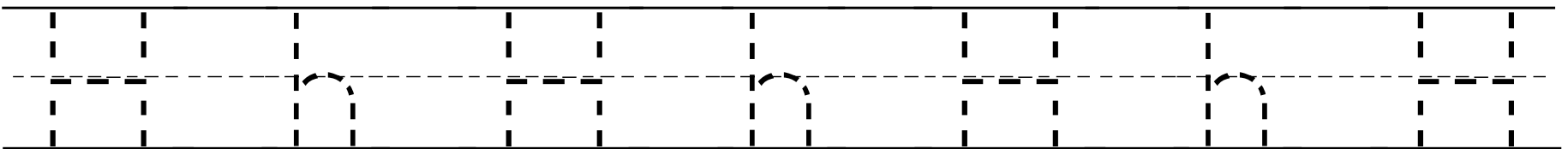
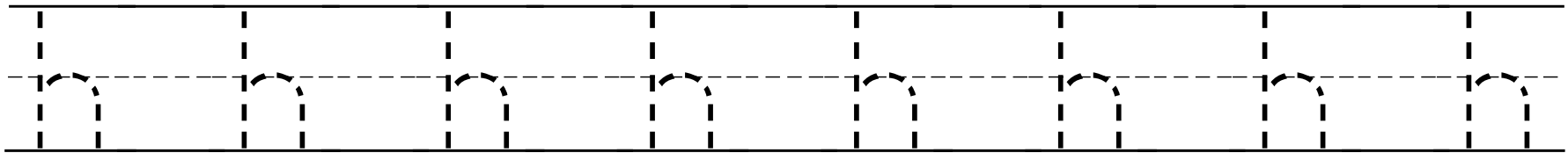
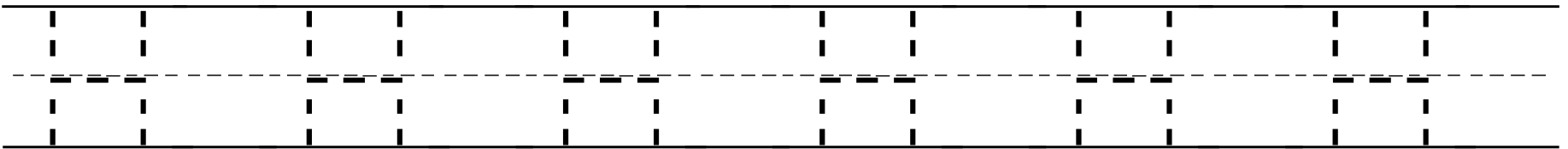
the



_____ ●

Name _____

Letters: H, h



Name _____

High Frequency Words: he, is


he he he he

is is is is is is

he is he is


Name _____

He is



•


He is



•

Name _____

He is




and




•

Name _____

He is



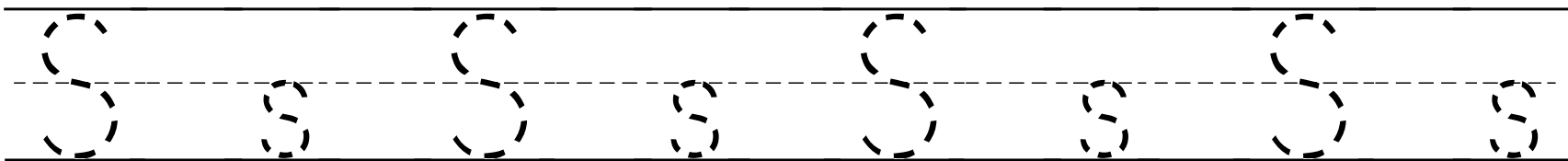
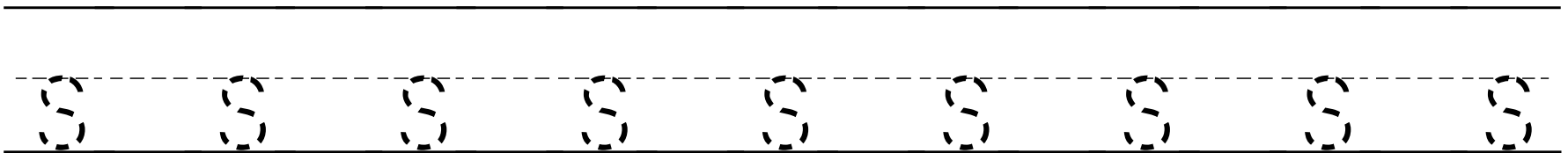
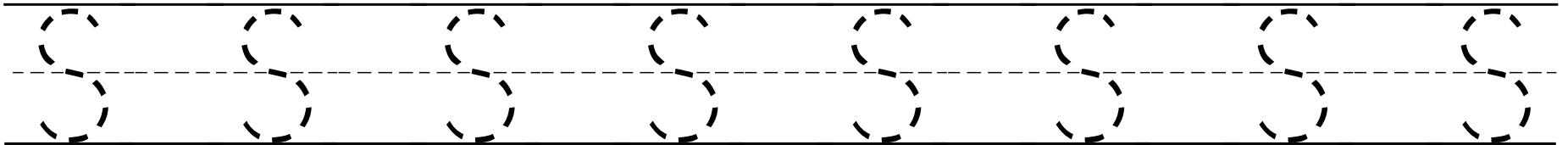
and



•

Name _____

Letter: S, s



Name _____

High Frequency Words: she, is


she she she

is is is is is is


she is she is

Name _____

She is




She is




Name _____

She is




and




•

Name _____

She is

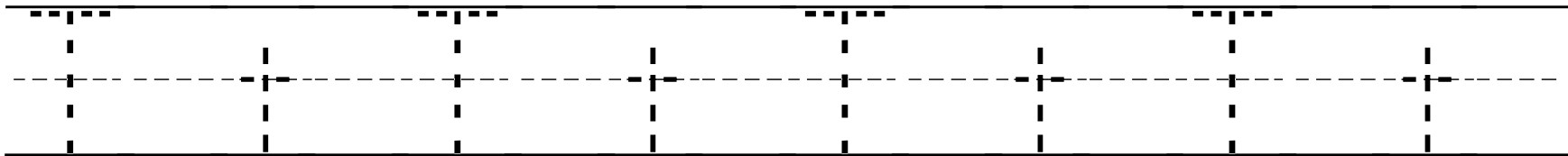
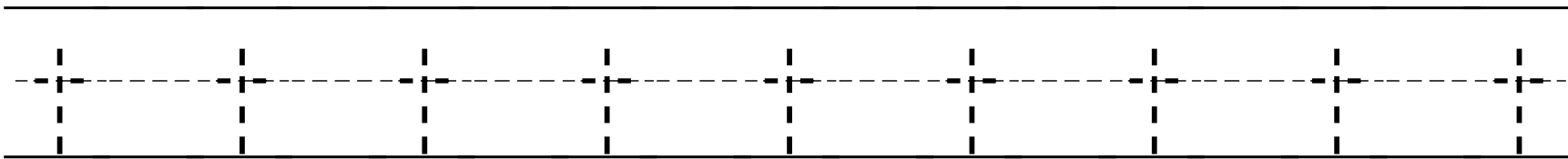
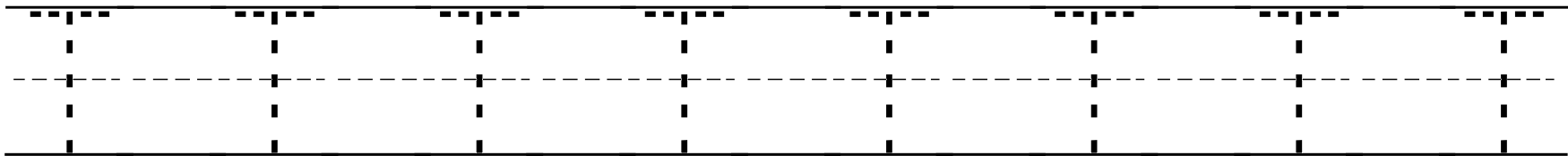


and



Name _____

Letter: T, t



Name _____

High Frequency Word: this


this this this

this this this


this this this

Name _____

This is a



This is a

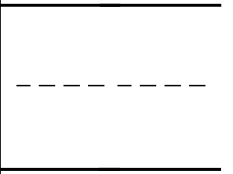



Name _____

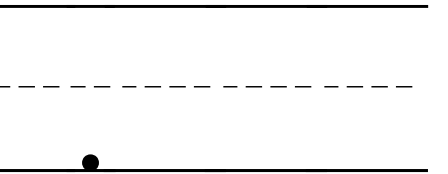

This is my

Sentence Formation Worksheet
Week 18, Lesson 4

He is




and



Name _____


This is my



_____ ●

Sentence Formation Worksheet
Week 18, Lesson 5

She is



and



.